

How to use Seneca's Parent Platform

A free tool for monitoring your child's progress

First, create an account

Sign Up to Seneca

Sign up

[Try without signing up?](#)

First name

Last name

Email

Password

I agree to the [Terms and Conditions](#)



Sign up

Already have an account? [Login](#)

Select 'Parent' as your account type when prompted

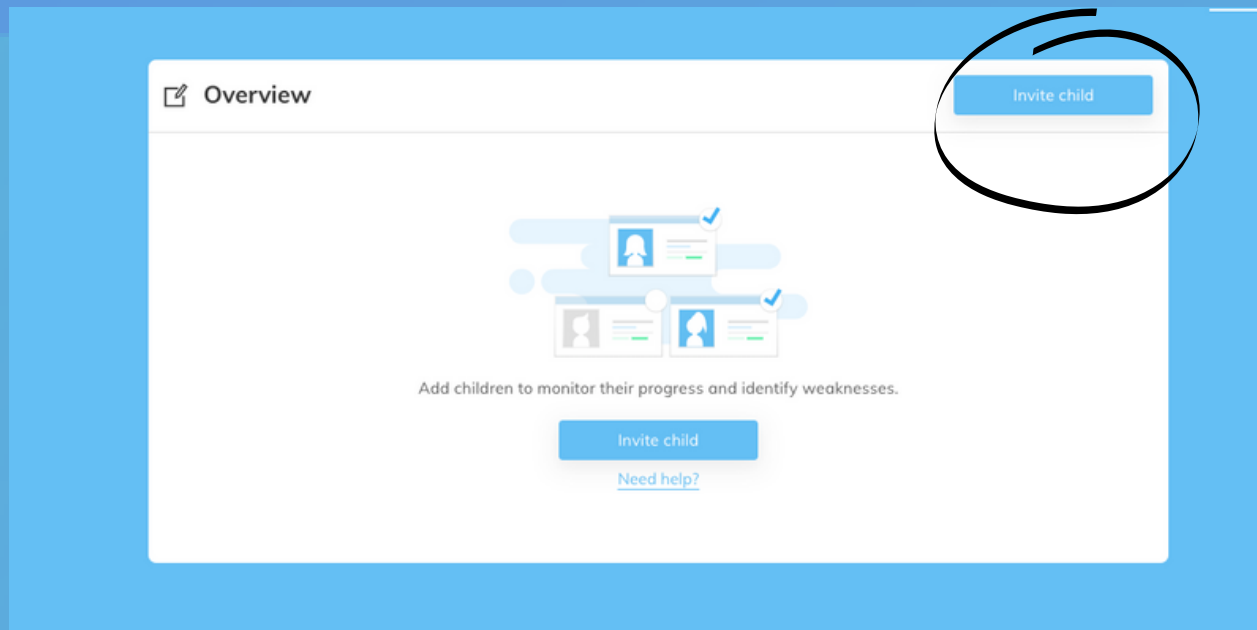
Sign Up to Seneca

Tell us about yourself



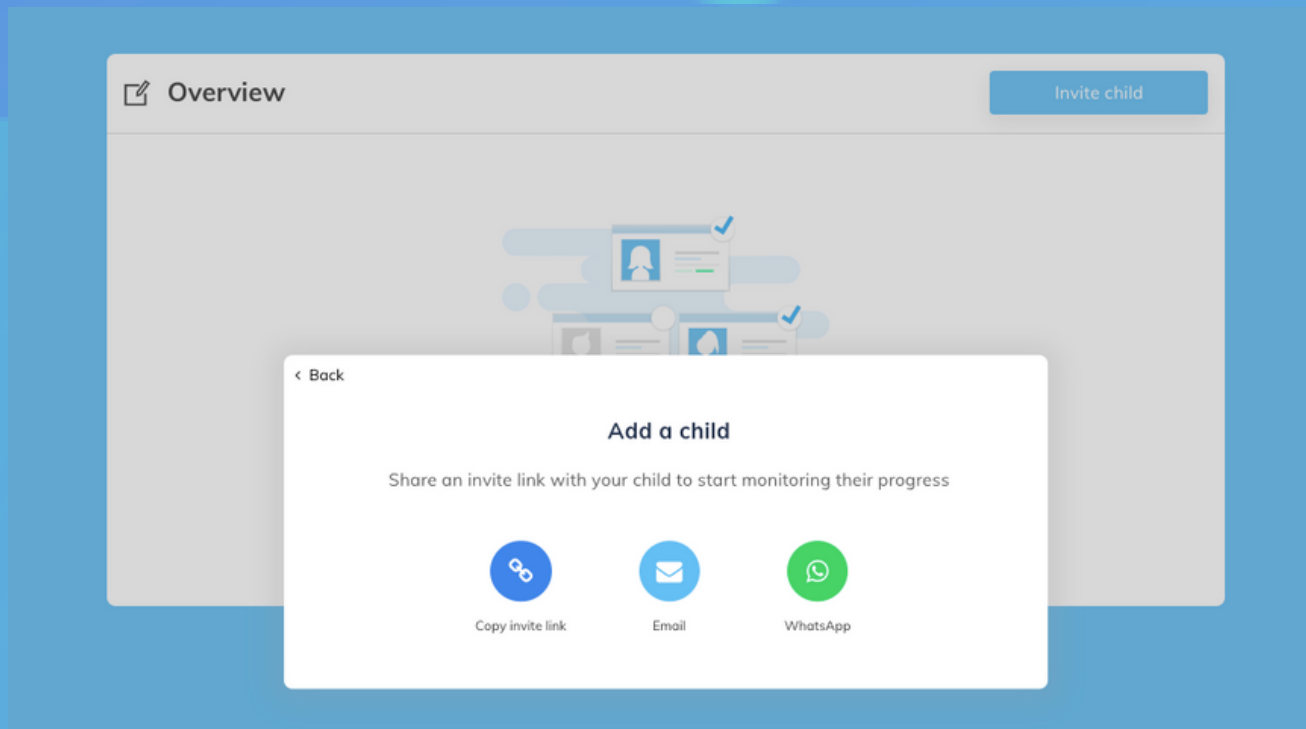
Click 'invite student' to connect your account with your child's account

Sign Up to Seneca



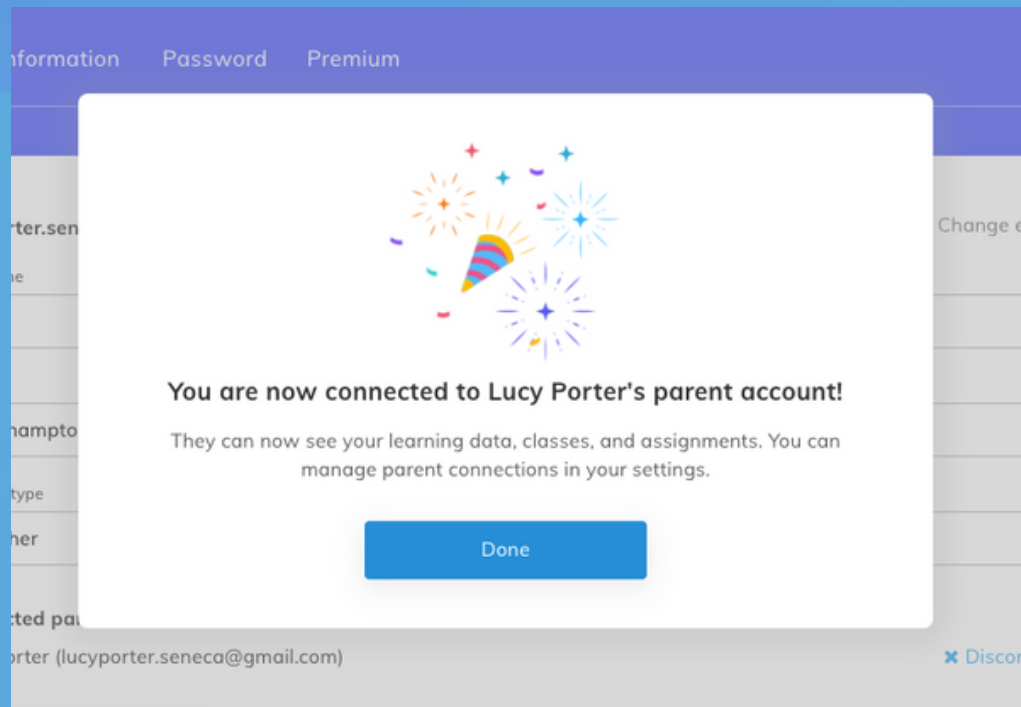
Share the link in whatever way is most convenient

Sign Up to Seneca



Ask your child to click on the link to accept connection!

Sign Up to Seneca



You can now monitor your child's
learning on Seneca

Sign Up to Seneca



Here's a video tutorial

SENECA FOR PARENTS

Monitoring Student platform Get help Richard ▾

Join our Home Education Support facebook community ❤️

Overview

Child: Richard Broad (richard1@...)

Date range: Last 30 days

From: 06/07/2020 To: 05/08/2020

| Course | Learning time | Average score | Sessions completed | Correct answers |
|---|---------------|---------------|--------------------|-----------------|
| <Unknown> | | 25% | 2 | 3 |
| Biology: AQA GCSE Higher - Predicted Papers | 80 | 17% | 1 | 0 |
| Chemistry: AQA GCSE Higher - Predicted Papers | 204 | 0% | 1 | 0 |
| Geography: Edexcel A GCSE | 63 | 50% | 1 | 2 |

Top tips for parents

<https://app.senecalearning.com/parent/monitoring/overview/invite-children>

Sign Up to Seneca