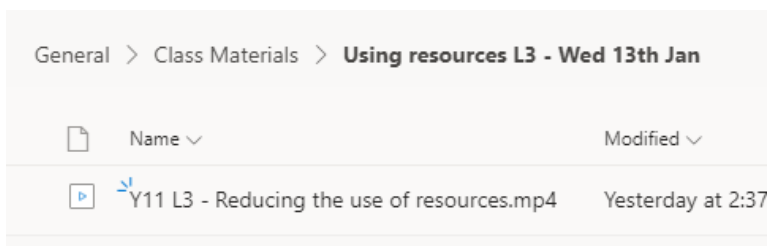
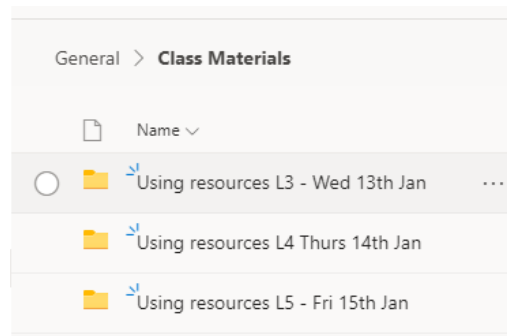
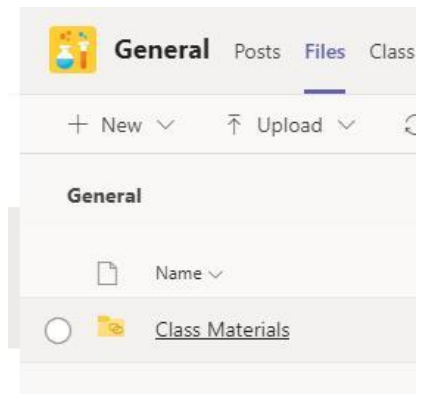


How do I find my class lesson folder?

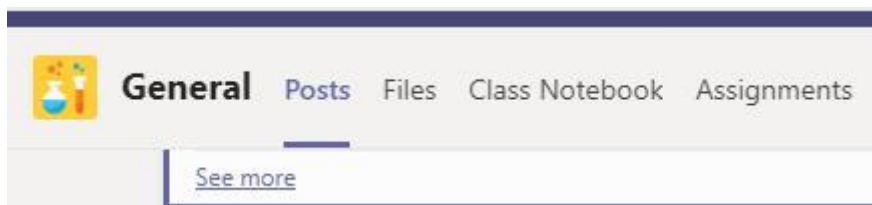
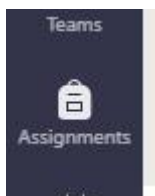
- 1) In your class Team you have several heading at the top. Posts is where the teacher puts messages for the class and students can type questions.
- 2) Files is where you will find your resources. Click on the files tab and you will see a Class Materials folder. All the resources put in here are reference files. You can't delete them by accident!
- 3) In this case, the class materials folder contains three folders for the lessons this week.
- 4) In the folder for 13th Jan there is a video clip. It can be viewed by clicking on the link.



Where will I find my assignments?

Sometimes you will be given an assignment to complete for the lesson. You can either click on the assignment tab on the left side of your screen or go to the assignments tab in your class Team.

If there is a new assignment that you have not yet seen, there will be a red dot on the 'Assignments' icon highlighting it.



An announcement will also appear in the class post when an assignment is released. The teacher set the start time and the deadline. In most cases the class task for the day is to complete this assignment so the deadline will be that evening.